

MD™ 902EXPLORER

HIGH PERFORMANCE. HIGH TECHNOLOGY. A HIGHER STANDARD.




MISSION PROVEN | LAW ENFORCEMENT | UTILITY | EMS | VIP

MD™ 902EXPLORER

HIGH PERFORMANCE. HIGH TECHNOLOGY. A HIGHER STANDARD.

The **MD 902 Explorer** sets the standard in performance, affordability, reliability and safety for the light twin-engine helicopter class. One of just three helicopters – all manufactured by MD Helicopters, Inc. – to feature the exclusive NOTAR® system for anti-torque and directional control, the **MD 902 Explorer** effectively executes a broad range of missions across a range of market segments including air medical, law enforcement, SAR, executive transport and utility. The **MD 902 Explorer** couples high performance with low direct operating costs to rise above the rest.



Universal™ Avionics InSight™ Display System



Belgian Federal Police: External Hoist

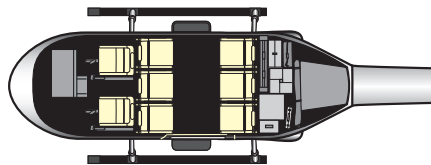


NOTAR® Technology

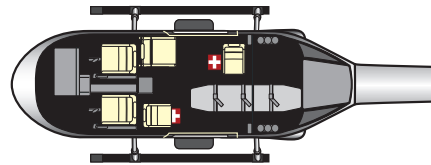
PERFORMANCE CAPABILITIES

Max Gross Weight: Int.	Max Gross Weight: Ext.	Useful Load	HIGE	HOGE	Max Cruise Speed	Max Rate of Climb	Range*
6,500 lb / 2,948 kg ¹	6,900 lb / 3,129 kg ¹	3,125 lb / 1,417 kg ¹	10,650 ft / 3,246 m ¹	8,780 ft / 2,676 m ¹	131 kt / 244 kph ¹	2120 ft / 646 m - per min ¹	328 nm / 607 km ¹
6,770 lb / 3,070 kg ²	6,900 lb / 3,129 kg ²	3,395 lb / 1,539 kg ²	9,000 ft / 2,743 m ²	7,000 ft / 2,133 m ²	100 kt / 185 kph ²	1970 ft / 600 m - per min ²	325 nm / 601 km ²

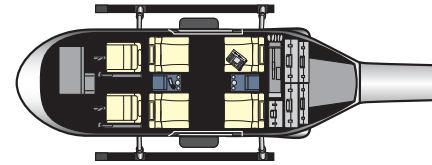
¹ Take-off / landing limited to 5,000 ft HIGE at 6,500 lb * Standard day at 5,000 ft MSL
² Take-off / landing limited to 3,000 ft HIGE at 6,770 lb * Standard day at 5,000 ft MSL



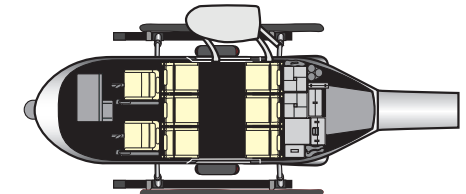
STANDARD



AIR MEDICAL SERVICES



CORPORATE



OFFSHORE/SEA PILOT TRANSFER

MD HELICOPTERS™

4555 EAST MCDOWELL ROAD | MESA, AZ 85215 USA

P 1.480.346.6300 | P 1.800.388.3378

MD 902EXPLORER IS A TRADEMARK OF MD HELICOPTERS, INC. ALL RIGHTS RESERVED.
 © 2018 MD HELICOPTERS, INC. ALL RIGHTS RESERVED.



MD HELICOPTERS™
MADE IN AMERICA

f t in i | MDHELICOPTERS.COM